

A cluster of overlapping hexagons in various colors (teal, orange, green) in the top left corner.

# EV & Shopper Interest Amid the Rise in Gas Prices

May 29, 2022

COX AUTOMOTIVE



# EV Shopper Interest vs. Gas Prices

EV SHARE % CHANGE

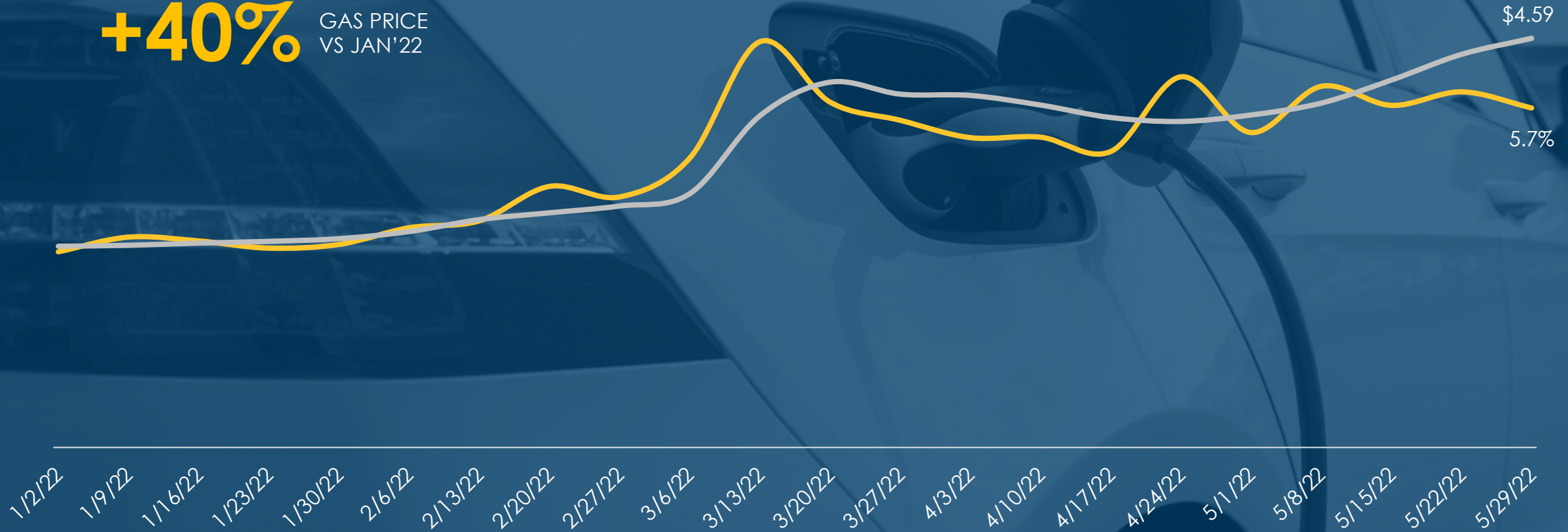
**+73%**

EV SHOPPING  
VS JAN'22

**+40%**

GAS PRICE  
VS JAN'22

— Overall EV Share of Site — Gas Prices



COX AUTOMOTIVE™

Source: KBB/AT New Car Visits

Source: eia U.S. Energy Information Administration, U.S. Regular All Formulations Retail Gasoline Prices

\* Evaluation period marks the timeframe when national gas prices averaged over \$4 (week ending 3/13/22)

# Hybrid Shopper Interest vs. Gas Prices

HYBRID SHARE % CHANGE

**+25%**

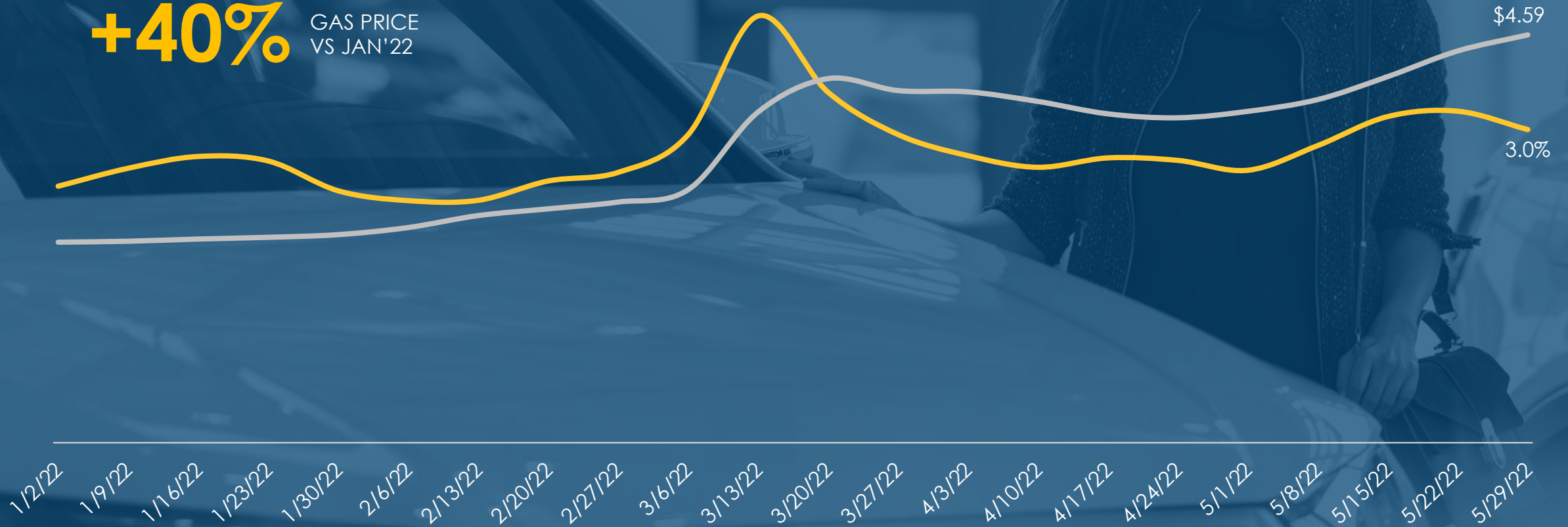
HYBRID SHOPPING  
VS JAN'22

**+40%**

GAS PRICE  
VS JAN'22

— Hybrid Share of Segment

— Gas Prices



COX AUTOMOTIVE™

Source: KBB/AT New Car Visits

Source: eia U.S. Energy Information Administration, U.S. Regular All Formulations Retail Gasoline Prices

\* Evaluation period marks the timeframe when national gas prices averaged over \$4 (week ending 3/13/22)



# Fuel Efficient Vehicle Interest vs. Gas Prices

FUEL EFFICIENT VEHICLE (FEV)  
SHARE % CHANGE

**+33%**

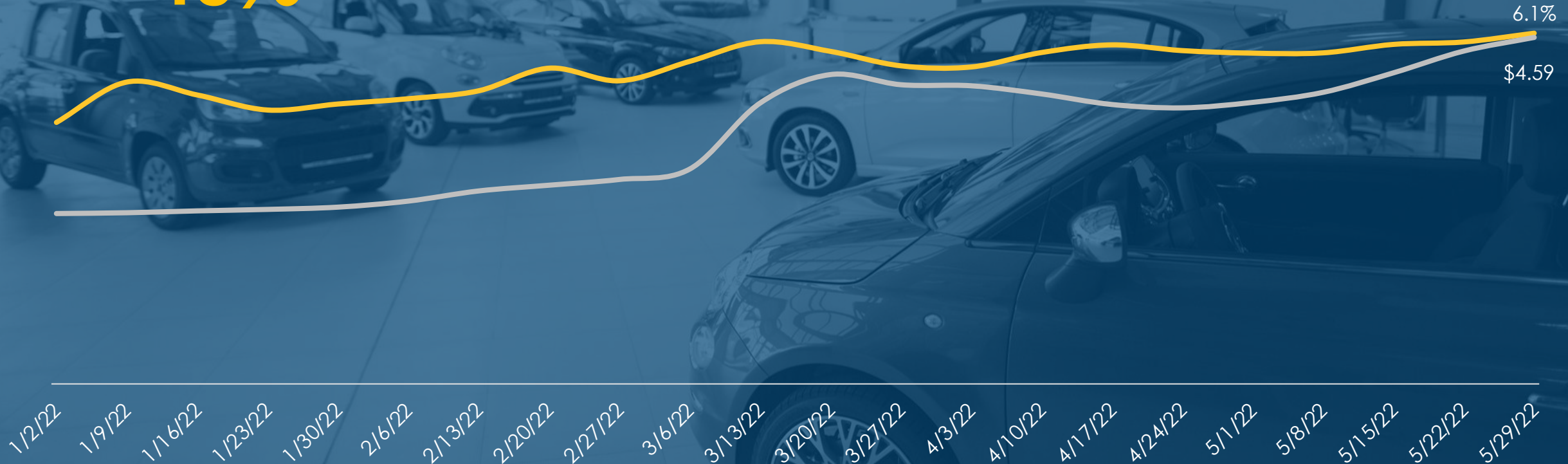

FEV SHOPPING  
VS JAN'22

**+40%**

GAS PRICE  
VS JAN'22

— Fuel Efficient Vehicle Share of Segment  
(subcompact + compact cars)

— Gas Prices



COX AUTOMOTIVE™

Source: KBB/AT New Car Visits

Source: eia U.S. Energy Information Administration, U.S. Regular All Formulations Retail Gasoline Prices

\* Evaluation period marks the timeframe when national gas prices averaged over \$4 (week ending 3/13/22)

# Shopping Interest vs. Gas Prices



**+40%**

**Gas Prices**

**+73%**

**EV**

**+25%**

**Hybrids**

**+33%**

**Fuel Efficient Vehicles**

