



Stellantis: U.S. Market Performance for Second Quarter 2022

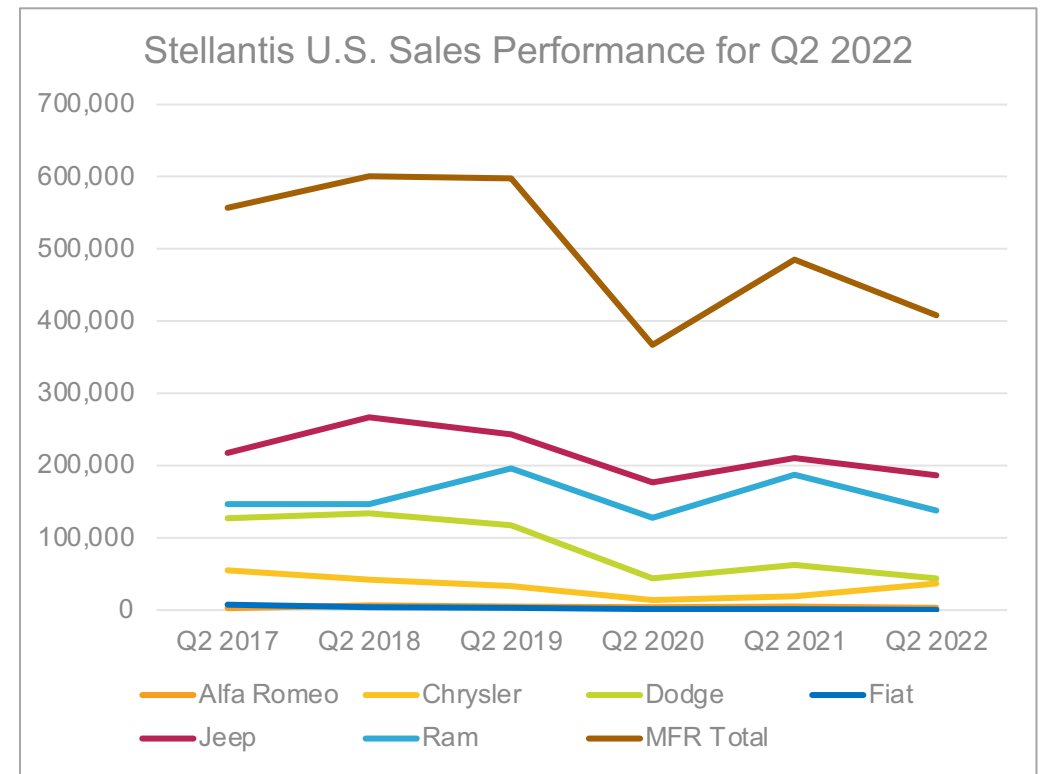
COX AUTOMOTIVE



Stellantis U.S. Sales Performance for Second Quarter 2022



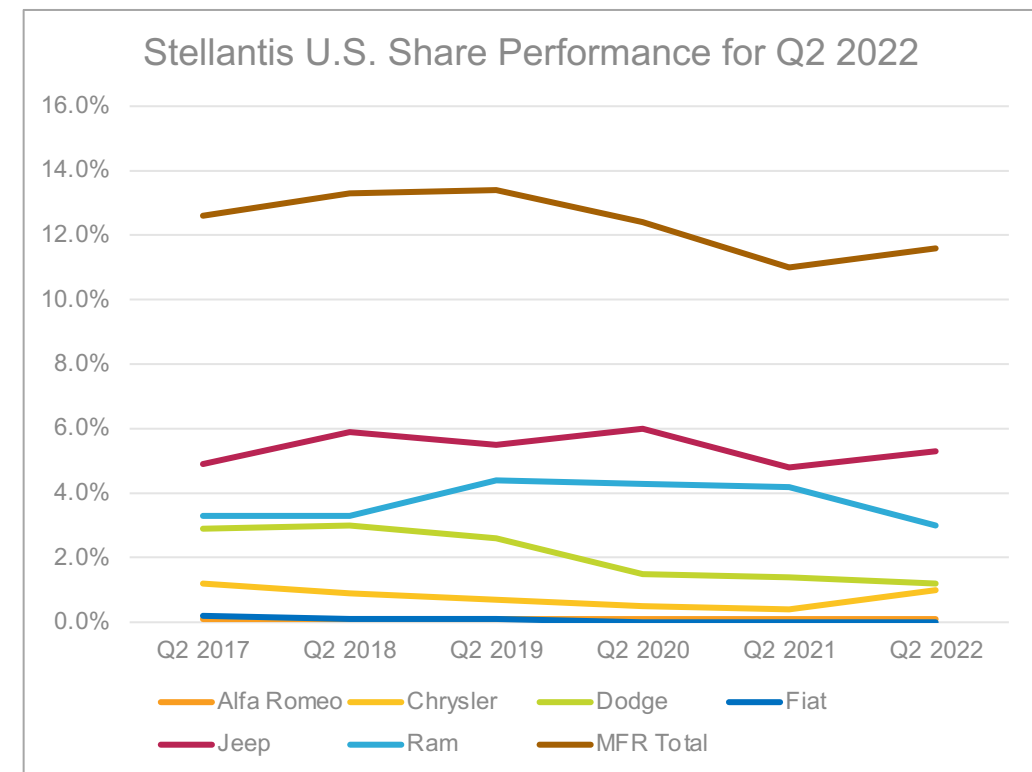
	Alfa Romeo	Chrysler	Dodge	Fiat	Jeep	Ram	MFR Total
Q2 2017	2,613	55,019	126,917	7,451	217,548	147,016	556,564
Q2 2018	6,473	42,397	133,962	4,271	266,917	146,687	600,707
Q2 2019	4,751	32,831	117,582	2,889	243,477	196,155	597,685
Q2 2020	3,734	13,856	43,757	1,339	176,716	127,684	367,086
Q2 2021	5,018	18,900	62,314	891	210,439	187,750	485,312
Q2 2022	3,083	36,934	43,718	249	186,665	137,872	408,521
Year-over-Year Change	-38.6%	95.4%	-29.8%	-72.1%	-11.3%	-26.6%	-15.8%



Stellantis U.S. Share Performance for Second Quarter 2022



	Alfa Romeo	Chrysler	Dodge	Fiat	Jeep	Ram	MFR Total
Q2 2017	0.1%	1.2%	2.9%	0.2%	4.9%	3.3%	12.6%
Q2 2018	0.1%	0.9%	3.0%	0.1%	5.9%	3.3%	13.3%
Q2 2019	0.1%	0.7%	2.6%	0.1%	5.5%	4.4%	13.4%
Q2 2020	0.1%	0.5%	1.5%	0.0%	6.0%	4.3%	12.4%
Q2 2021	0.1%	0.4%	1.4%	0.0%	4.8%	4.2%	11.0%
Q2 2022	0.1%	1.0%	1.2%	0.0%	5.3%	3.0%	11.6%
Point Change	0.0%	0.6%	-0.2%	0.0%	0.5%	-0.3%	0.6%



Highlights of Chrysler and Dodge's U.S. Sales by Model for Second Quarter 2022



Chrysler U.S. Sales

	Q2 Sales	Year-over-Year Change
Pacifica	32,097	142.6%

Dodge U.S Sales

	Q2 Sales	Year-over-Year Change
Charger	23,020	2.9%
Challenger	14,558	-3.3%
Durango	6,090	-65.9%

Highlights of Jeep and Ram's U.S. Sales by Model for Second Quarter 2022



Jeep U.S. Sales

	Q2 Sales	Year-over-Year Change
Grand Cherokee	59,252	12.4%
Wrangler	53,946	-21.8%
Gladiator	20,845	-30.4%
Wagoneer	10,220	-
Grand Wagoneer	3,932	-

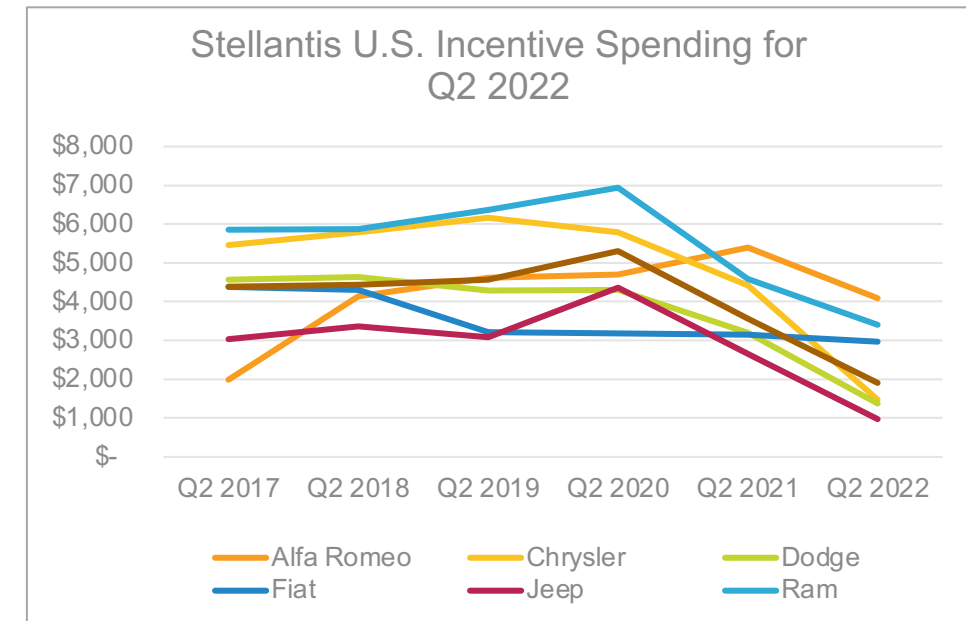
Ram U.S Sales

	Q2 Sales	Year-over-Year Change
Ram 1500	117,867	-28.2%
Promaster	15,961	-12.0%

Stellantis U.S. Incentive Spending for Second Quarter 2022



	Alfa Romeo	Chrysler	Dodge	Fiat	Jeep	Ram	MFR Total
Q2 2017	\$1,987	\$5,463	\$4,563	\$4,381	\$3,035	\$5,862	\$4,383
Q2 2018	\$4,131	\$5,783	\$4,636	\$4,306	\$3,360	\$5,870	\$4,444
Q2 2019	\$4,615	\$6,164	\$4,280	\$3,219	\$3,083	\$6,358	\$4,575
Q2 2020	\$4,703	\$5,791	\$4,310	\$3,182	\$4,362	\$6,939	\$5,305
Q2 2021	\$5,396	\$4,422	\$3,207	\$3,154	\$2,647	\$4,589	\$3,568
Q2 2022	\$4,092	\$1,473	\$1,374	\$2,969	\$972	\$3,403	\$1,906
Year-over-Year Change	-24.2%	-66.7%	-57.2%	-5.9%	-63.3%	-25.8%	-46.6%



Chrysler Brand U.S. Average Transaction Prices for Second Quarter 2022




	Q2 Average Transaction Price	Year-over-Year Change
300	\$41,738	12.0%
Pacifica	\$48,336	10.2%

Dodge Brand U.S. Average Transaction Prices for Second Quarter 2022



	Q2 Average Transaction Price	Year-over-Year Change
Charger	\$44,702	9.0%
Challenger	\$47,579	12.3%
Durango	\$48,835	0.6%

Jeep Brand U.S. Average Transaction Prices for Second Quarter 2022



	Q2 Average Transaction Price	Year-over-Year Change
Grand Cherokee	\$ 55,009	20.9%
Wrangler	\$53,955	5.7%
Gladiator	\$54,948	6.0%
Wagoneer	\$79,454	–
Grand Wagoneer	\$93,436	–

Ram Brand U.S. Average Transaction Prices for Second Quarter 2022



	Q2 Average Transaction Price	Year-over-Year Change
Ram 1500	\$62,686	8.6%
Promaster	\$46,705	18.9%