



Stellantis: U.S. Market Performance for Third Quarter 2022

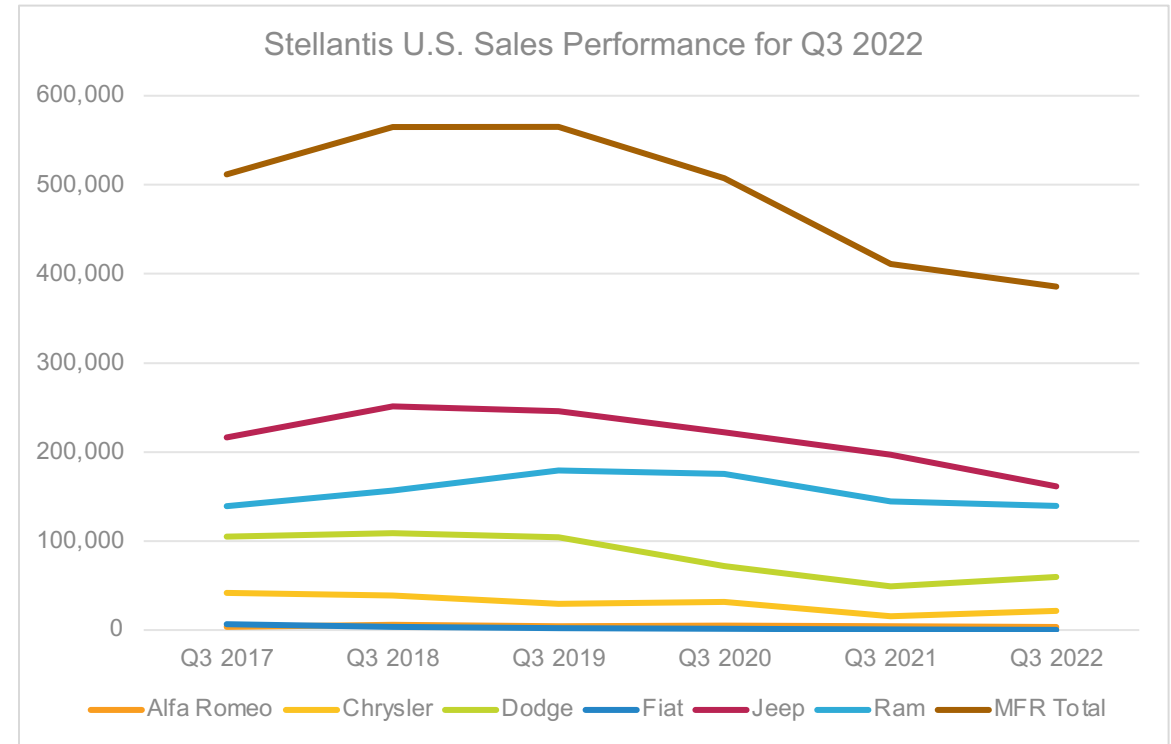
COX AUTOMOTIVE



Stellantis U.S. Sales Performance for Third Quarter 2022



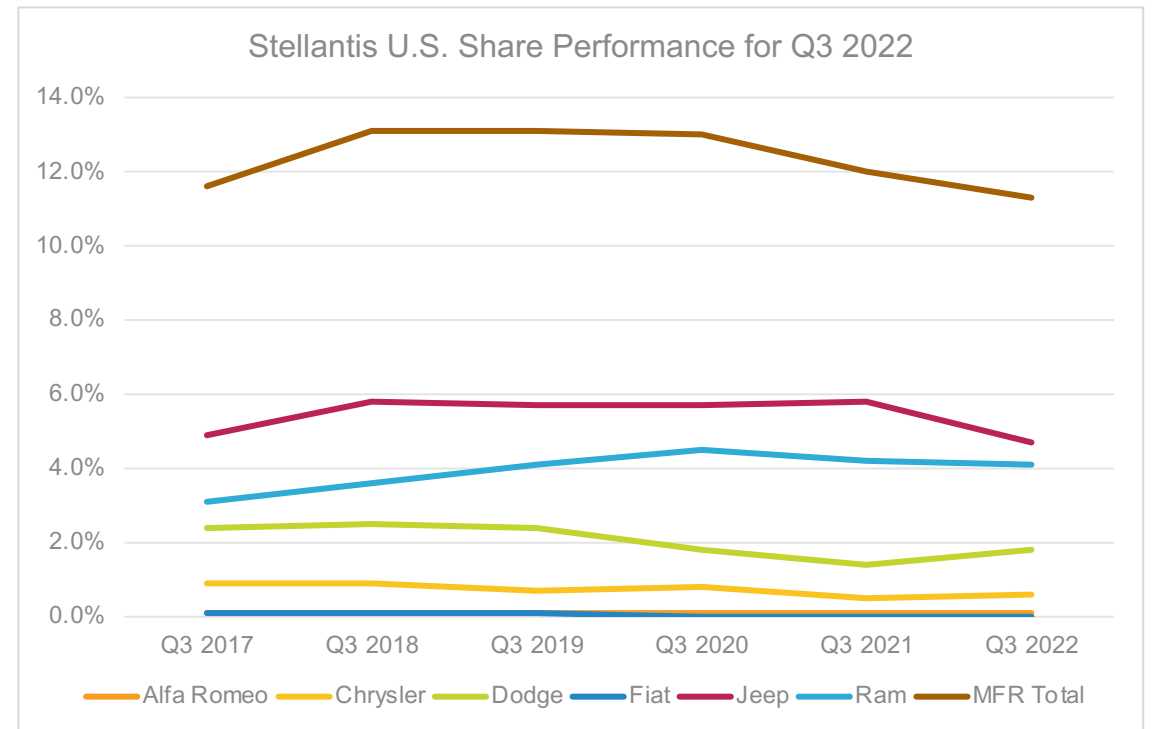
	Alfa Romeo	Chrysler	Dodge	Fiat	Jeep	Ram	MFR Total
Q3 2017	3,633	41,714	104,810	6,570	215,951	139,098	511,776
Q3 2018	5,895	38,526	108,795	3,799	251,172	156,320	564,507
Q3 2019	4,310	29,544	104,146	2,360	245,474	179,200	565,034
Q3 2020	5,056	31,870	71,936	1,102	222,212	175,175	507,351
Q3 2021	4,529	15,502	49,059	401	196,686	144,740	410,917
Q3 2022	3,440	21,614	59,756	208	161,351	139,296	385,665
YOY Change	-24%	39.40%	21.8%	-48.1%	-18.0%	-3.8%	-6.1%



Stellantis U.S. Share Performance for Third Quarter 2022



	Alfa Romeo	Chrysler	Dodge	Fiat	Jeep	Ram	MFR Total
Q3 2017	0.1%	0.9%	2.4%	0.1%	4.9%	3.1%	11.6%
Q3 2018	0.1%	0.9%	2.5%	0.1%	5.8%	3.6%	13.1%
Q3 2019	0.1%	0.7%	2.4%	0.1%	5.7%	4.1%	13.1%
Q3 2020	0.1%	0.8%	1.8%	0.0%	5.7%	4.5%	13.0%
Q3 2021	0.1%	0.5%	1.4%	0.0%	5.8%	4.2%	12.0%
Q3 2022	0.1%	0.6%	1.8%	0.0%	4.7%	4.1%	11.3%
Point Change	0.0%	0.2%	0.3%	0.0%	-1.0%	-0.2%	-0.7%



Highlights of Chrysler and Dodge's U.S. Sales by Model for Third Quarter 2022



	Q3 Sales	YOY Change
Pacifica	17,439	46.20%

	Q3 Sales	YOY Change
Charger	24,201	24.8%
Challenger	16,412	17.3%
Durango	19,104	31.6%

Highlights of Jeep and Ram's U.S. Sales by Model for Third Quarter 2022



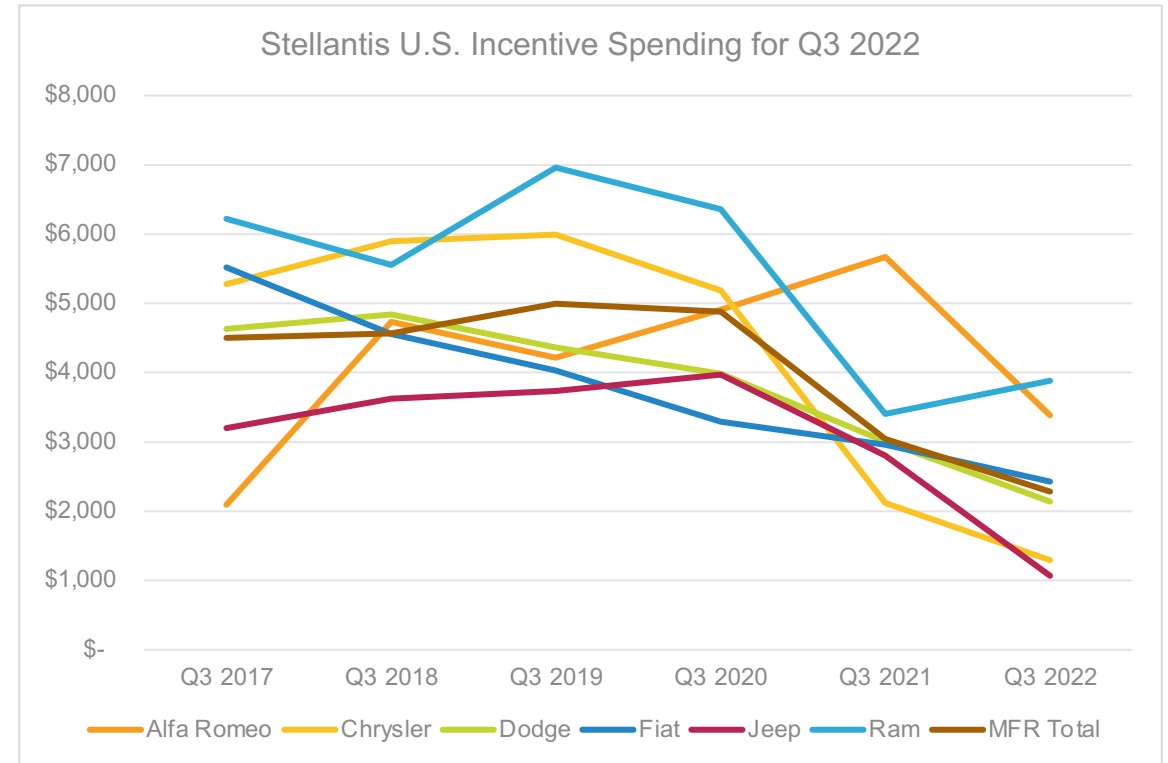
	Q3 Sales	YOY Change
Grand Cherokee	38,176	-53.3%
Wrangler	47,659	3.5%
Gladiator	21,511	-5.1%
Wagoneer	13,001	61809.50%
Grand Wagoneer	2,353	19508.30%

	Q3 Sales	YOY Change
Ram 1500	118,106	-3.0%
Promaster	16,742	-17.0%

Stellantis U.S. Incentive Spending for Third Quarter 2022



	Alfa Romeo	Chrysler	Dodge	Fiat	Jeep	Ram	MFR Total
Q3 2017	\$2,093	\$5,281	\$4,632	\$5,519	\$3,197	\$6,216	\$4,503
Q3 2018	\$4,730	\$5,900	\$4,840	\$4,559	\$3,623	\$5,559	\$4,567
Q3 2019	\$4,213	\$5,992	\$4,366	\$4,028	\$3,731	\$6,960	\$4,995
Q3 2020	\$4,912	\$5,190	\$3,988	\$3,290	\$3,972	\$6,360	\$4,883
Q3 2021	\$5,670	\$2,119	\$3,009	\$2,963	\$2,804	\$3,405	\$3,046
Q3 2022	\$3,383	\$1,295	\$2,140	\$2,428	\$1,069	\$3,881	\$2,284
YOY Change	-40.3%	-38.9%	-28.9%	-18.0%	-61.9%	14.0%	-25.0%



Chrysler Brand U.S. Average Transaction Prices for Third Quarter 2022



	Q3 ATP	YOY Change
Pacifica	\$49,417	6.6%

Dodge Brand U.S. Average Transaction Prices for Third Quarter 2022



	Q3 ATP	YOY Change
Charger	\$45,452	7.8%
Challenger	\$47,407	10.6%
Durango	\$52,436	6.7%

Jeep Brand U.S. Average Transaction Prices for Third Quarter 2022



	Q3 ATP	YOY Change
Grand Cherokee	\$54,877	10.7%
Wrangler	\$56,615	8.3%
Gladiator	\$55,415	4.0%
Wagoneer	\$76,539	–
Grand Wagoneer	\$96,101	–

Ram Brand U.S. Average Transaction Prices for Third Quarter 2022



	Q3 ATP	YOY Change
Ram 1500	\$63,068	9.1%
Promaster	\$48,022	15.6%