


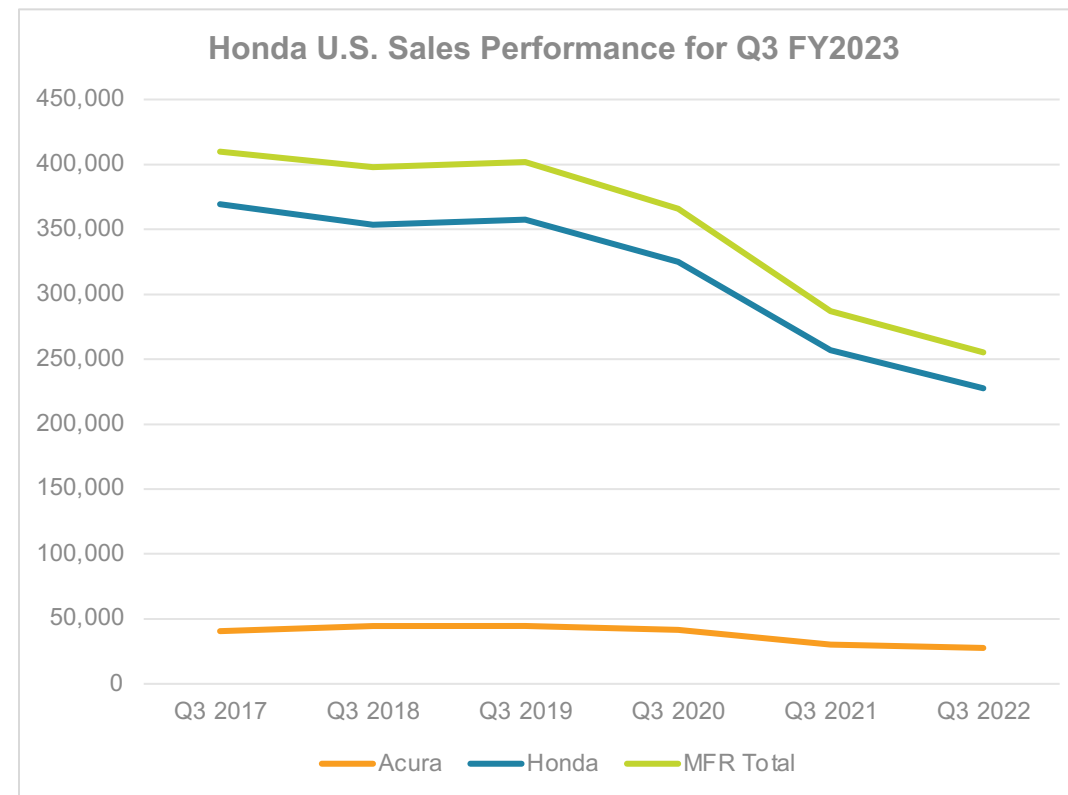


Honda Motor Company: U.S. Market Performance for Third Quarter FY2023 (October – December)


Honda Motor Company U.S. Sales Performance for Third Quarter FY2023



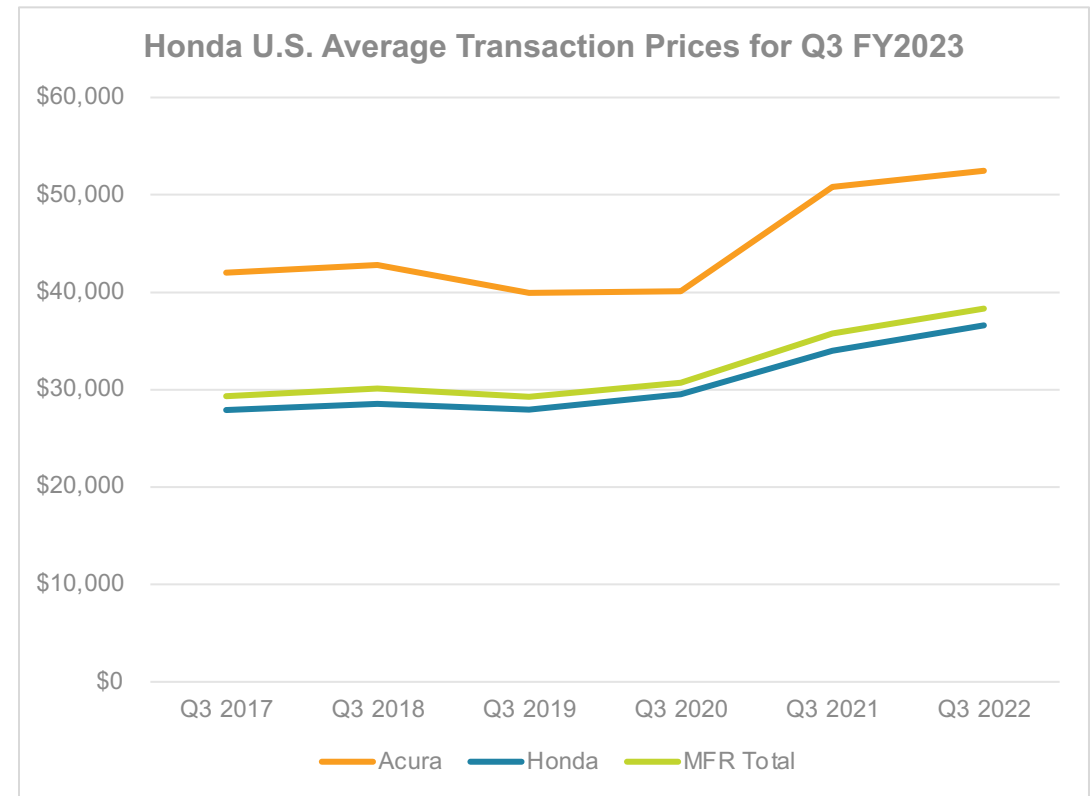
	Acura	Honda	MFR Total
Q3 2017	40,476	369,350	409,826
Q3 2018	44,451	353,380	397,831
Q3 2019	44,572	357,389	401,961
Q3 2020	41,329	324,739	366,068
Q3 2021	30,469	256,737	287,206
Q3 2022	27,654	227,596	255,250
YOY Change	-9.2%	-11.4%	-11.1%




Honda Motor Company Average Transaction Prices for Third Quarter FY2023



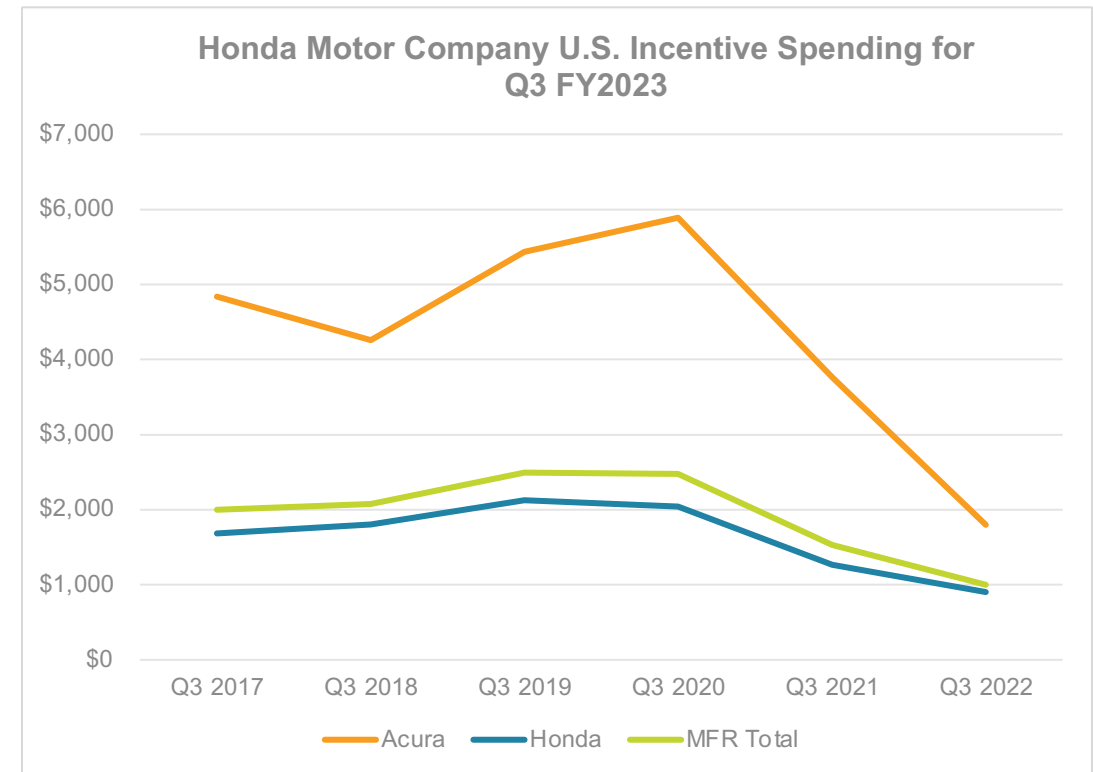
	Acura	Honda	MFR Total
Q3 2017	\$41,986	\$27,909	\$29,300
Q3 2018	\$42,821	\$28,546	\$30,141
Q3 2019	\$39,937	\$27,938	\$29,269
Q3 2020	\$40,081	\$29,545	\$30,734
Q3 2021	\$50,801	\$34,013	\$35,794
Q3 2022	\$52,475	\$36,604	\$38,324
YOY Change	3.3%	7.6%	7.1%



Honda Motor Company U.S. Incentive Spending for Third Quarter FY2023



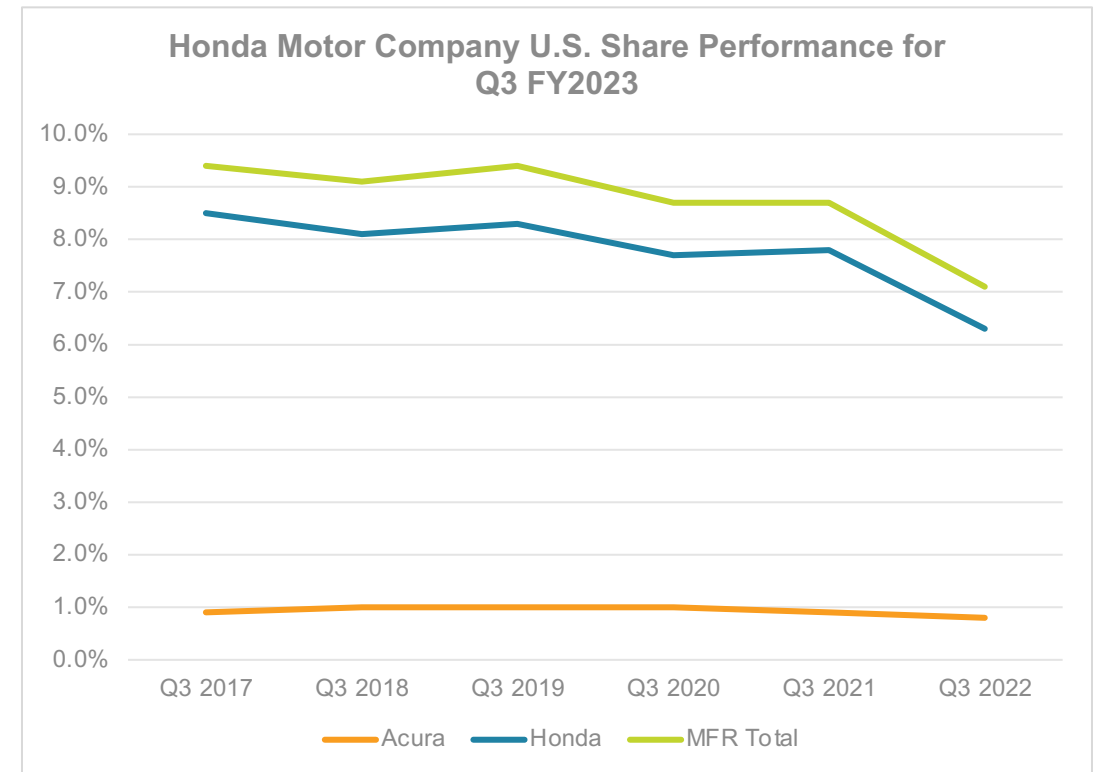
	Acura	Honda	MFR Total
Q3 2017	\$4,841	\$1,685	\$1,997
Q3 2018	\$4,261	\$1,802	\$2,077
Q3 2019	\$5,438	\$2,126	\$2,494
Q3 2020	\$5,889	\$2,046	\$2,480
Q3 2021	\$3,761	\$1,262	\$1,527
Q3 2022	\$1,799	\$903	\$1,000
YOY Change	-52.2%	-28.4%	-34.5%



Honda Motor Company U.S. Share Performance for Third Quarter FY2023



	Acura	Honda	MFR Total
Q3 2017	0.9%	8.5%	9.4%
Q3 2018	1.0%	8.1%	9.1%
Q3 2019	1.0%	8.3%	9.4%
Q3 2020	1.0%	7.7%	8.7%
Q3 2021	0.9%	7.8%	8.7%
Q3 2022	0.8%	6.3%	7.1%
Point Change	-0.2%	-1.5%	-1.6%




Honda Brand U.S. Average Transaction Prices by Key Models for Third Quarter FY2023



	Q3 Sales	YOY Change
CR-V	59,468	-16.4%
Accord	44,149	-1.2%
Civic	37,646	-20.3%
HR-V	22,861	-27.9%
Pilot	25,615	-9.8%
Ridgeline	10,450	-0.4%

	Q3 ATP	YOY Change
CR-V	\$36,606	7.2%
Accord	\$33,276	1.8%
Civic	\$29,307	7.7%
HR-V	\$29,882	9.2%
Pilot	\$45,018	-0.2%
Ridgeline	\$46,133	3.3%

Acura Brand U.S. Sales and Prices by Key Models for Third Quarter FY2023



	Q3 Sales	YOY Change
MDX	13,211	7.9%
RDX	5,013	-60.8%
TLX	2,354	-25.7%
Integra	6,989	-

	Q3 ATP	YOY Change
MDX	\$61,685	5.1%
RDX	\$48,968	4.1%
TLX	\$48,713	-0.8%
Integra	\$36,895	-