



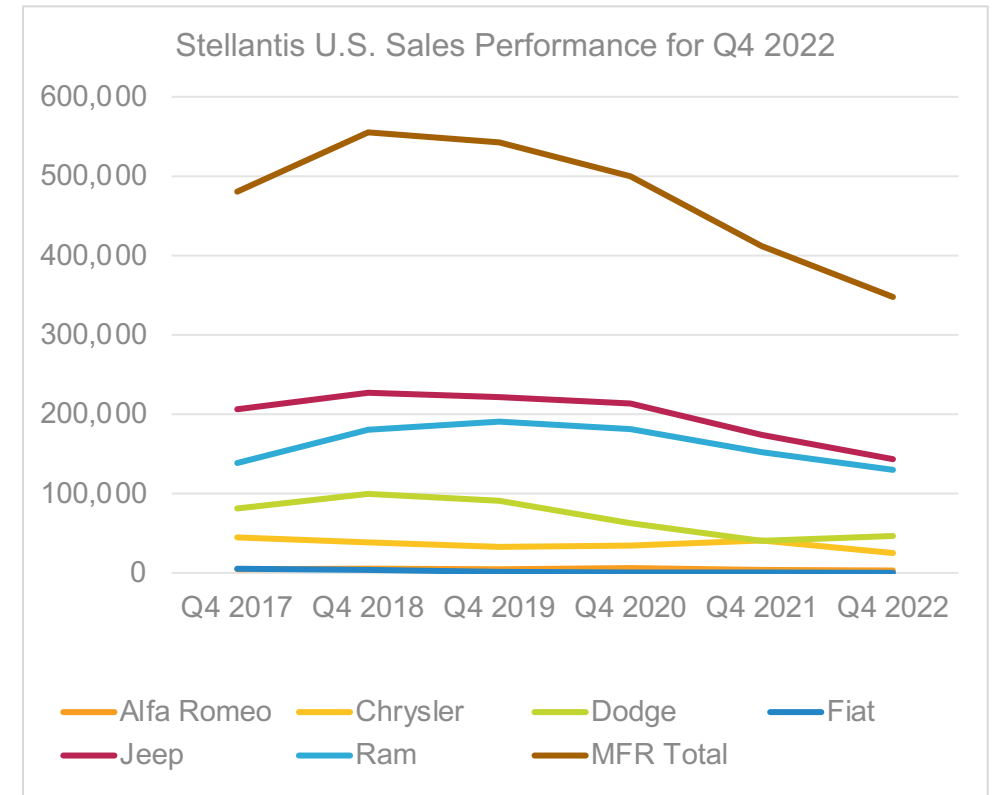
Stellantis: U.S. Market Performance for Fourth Quarter 2022

COX AUTOMOTIVE

Stellantis U.S. Sales Performance for Fourth Quarter 2022



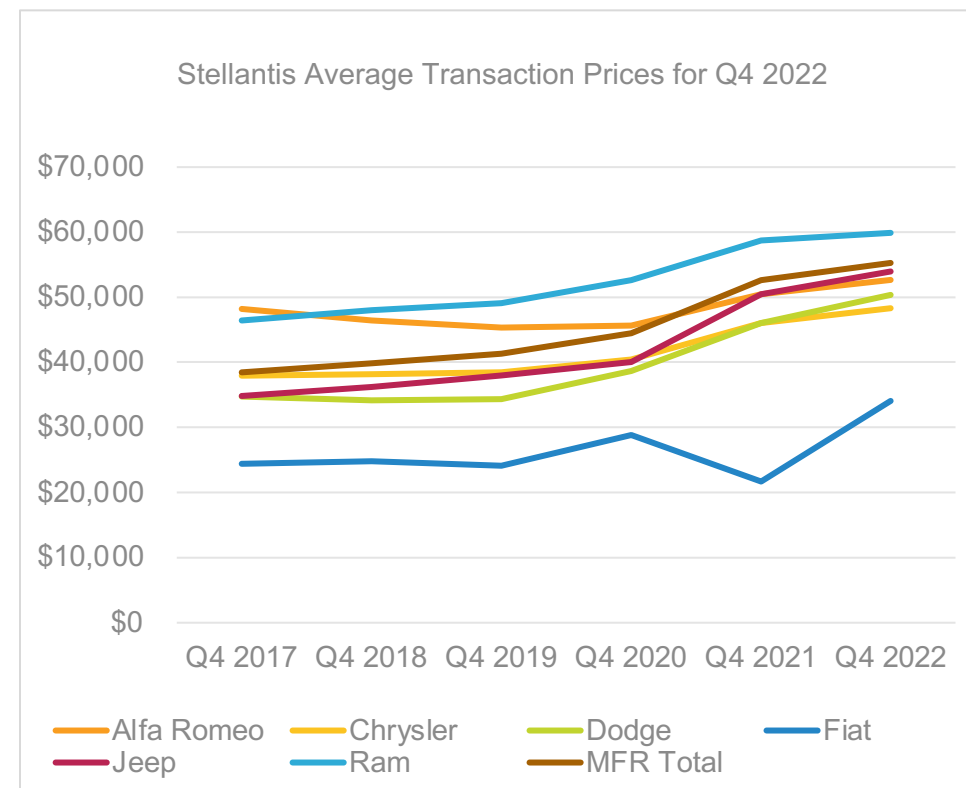
	Alfa Romeo	Chrysler	Dodge	Fiat	Jeep	Ram	MFR Total
Q4 2017	4,679	44,736	81,206	5,240	206,280	138,097	480,238
Q4 2018	5,640	38,808	99,596	3,437	227,033	180,707	555,221
Q4 2019	4,945	33,005	90,641	1,737	221,536	190,655	542,519
Q4 2020	6,093	34,614	62,978	734	213,715	181,297	499,431
Q4 2021	4,057	40,865	40,363	267	174,040	151,921	411,513
Q4 2022	3,031	25,052	46,278	118	143,317	129,873	347,669
YOY Change	-25.3%	-38.70%	14.7%	-55.8%	-17.7%	-14.5%	-15.5%




Stellantis U.S. Average Transaction Prices for Fourth Quarter 2022



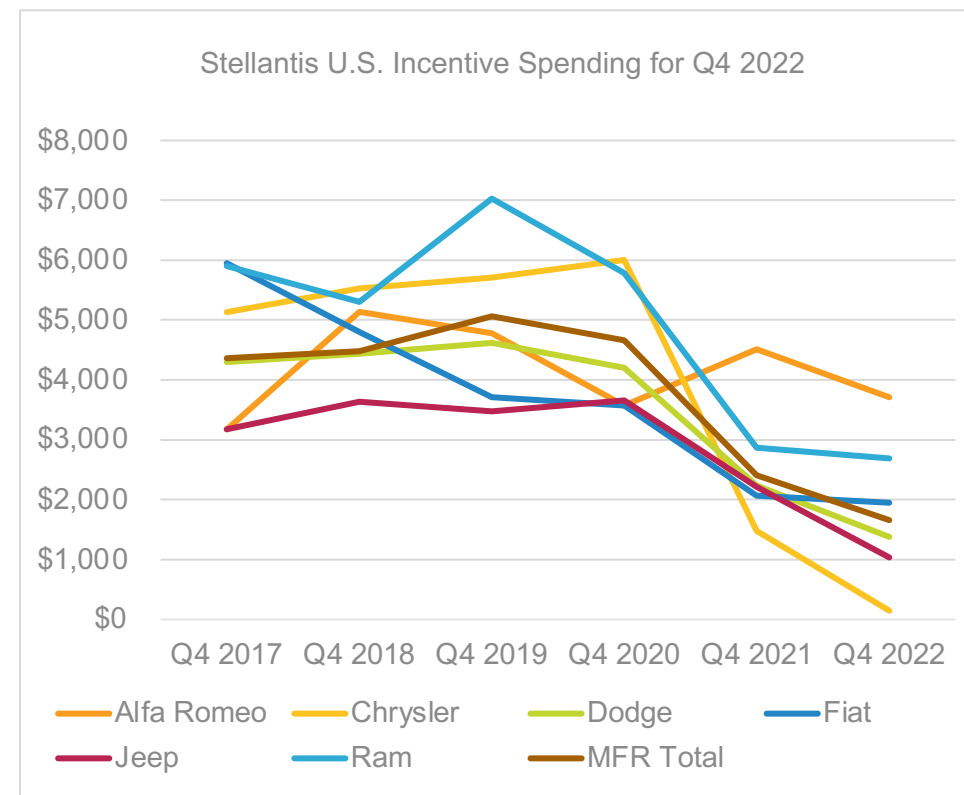
	Alfa Romeo	Chrysler	Dodge	Fiat	Jeep	Ram	MFR Total
Q4 2017	\$48,183	\$37,950	\$34,752	\$24,398	\$34,827	\$46,429	\$38,458
Q4 2018	\$46,448	\$38,207	\$34,160	\$24,775	\$36,164	\$47,982	\$39,828
Q4 2019	\$45,343	\$38,431	\$34,299	\$24,099	\$38,015	\$49,048	\$41,319
Q4 2020	\$45,658	\$40,425	\$38,649	\$28,844	\$40,027	\$52,659	\$44,519
Q4 2021	\$50,446	\$45,999	\$46,011	\$21,686	\$50,492	\$58,687	\$52,613
Q4 2022	\$52,669	\$48,322	\$50,369	\$34,078	\$53,968	\$59,901	\$55,281
YOY Change	4.4%	5.0%	9.5%	57.1%	6.9%	2.1%	5.1%




Stellantis U.S. Incentive Spending for Fourth Quarter 2022



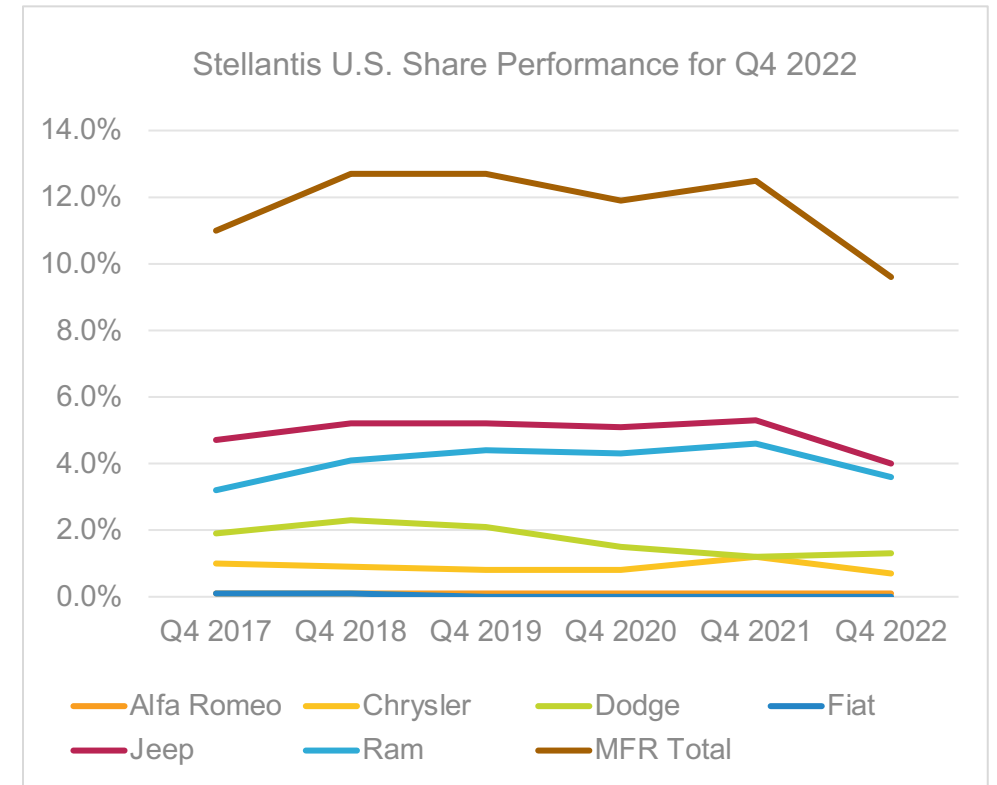
	Alfa Romeo	Chrysler	Dodge	Fiat	Jeep	Ram	MFR Total
Q4 2017	\$3,172	\$5,135	\$4,300	\$5,950	\$3,181	\$5,899	\$4,363
Q4 2018	\$5,138	\$5,530	\$4,433	\$4,801	\$3,641	\$5,308	\$4,480
Q4 2019	\$4,782	\$5,707	\$4,620	\$3,712	\$3,473	\$7,029	\$5,063
Q4 2020	\$3,575	\$6,004	\$4,203	\$3,569	\$3,659	\$5,790	\$4,663
Q4 2021	\$4,515	\$1,476	\$2,239	\$2,061	\$2,211	\$2,864	\$2,404
Q4 2022	\$3,713	\$144	\$1,378	\$1,948	\$1,035	\$2,688	\$1,658
YOY Change	-17.8%	-90.2%	-38.5%	-5.5%	-53.2%	-6.2%	-31.0%



Stellantis U.S. Market Share Performance for Fourth Quarter 2022



	Alfa Romeo	Chrysler	Dodge	Fiat	Jeep	Ram	MFR Total
Q4 2017	0.1%	1.0%	1.9%	0.1%	4.7%	3.2%	11.0%
Q4 2018	0.1%	0.9%	2.3%	0.1%	5.2%	4.1%	12.7%
Q4 2019	0.1%	0.8%	2.1%	0.0%	5.2%	4.4%	12.7%
Q4 2020	0.1%	0.8%	1.5%	0.0%	5.1%	4.3%	11.9%
Q4 2021	0.1%	1.2%	1.2%	0.0%	5.3%	4.6%	12.5%
Q4 2022	0.1%	0.7%	1.3%	0.0%	4.0%	3.6%	9.6%
YOY Change	0.0%	-0.5%	0.1%	0.0%	-1.3%	-1.0%	-2.8%



Chrysler's U.S. Sales and Prices by Key Model for Fourth Quarter 2022



	Q4 Sales	YOY Change
Pacifica	22,722	-41.5%

	Q4 ATP	YOY Change
Pacifica	\$48,976	5.6%

Dodge's U.S. Sales and Prices by Key Models for Fourth Quarter 2022



	Q4 Sales	YOY Change
Charger	17,414	3.1%
Challenger	12,966	27.5%
Durango	15,890	22.2%

	Q4 ATP	YOY Change
Charger	\$47,118	13.3%
Challenger	\$51,014	8.4%
Durango	\$53,431	4.1%

Jeep's U.S. Sales and Prices by Key Models for Fourth Quarter 2022



	Q4 Sales	YOY Change
Grand Cherokee	50,800	-32.0%
Wrangler	34,253	-14.2%
Gladiator	17,587	-3.7%
Wagoneer	5,943	11.50%
Grand Wagoneer	2,282	-14.30%

	Q4 ATP	YOY Change
Grand Cherokee	\$57,262	11.8%
Wrangler	\$57,940	8.9%
Gladiator	\$56,252	4.4%
Wagoneer	\$74,461	-12.3%
Grand Wagoneer	\$95,152	-1.9%

Ram's U.S. Sales and Prices by Key Models for Fourth Quarter 2022



	Q4 Sales	YOY Change
Ram 1500	105,255	-21.8%
Promaster	18,905	33.3%

	Q4 ATP	YOY Change
Ram 1500	\$63,363	3.6%
Promaster	\$48,309	16.1%