



STELLANTIS: U.S. MARKET PERFORMANCE FOR SECOND QUARTER FY2023

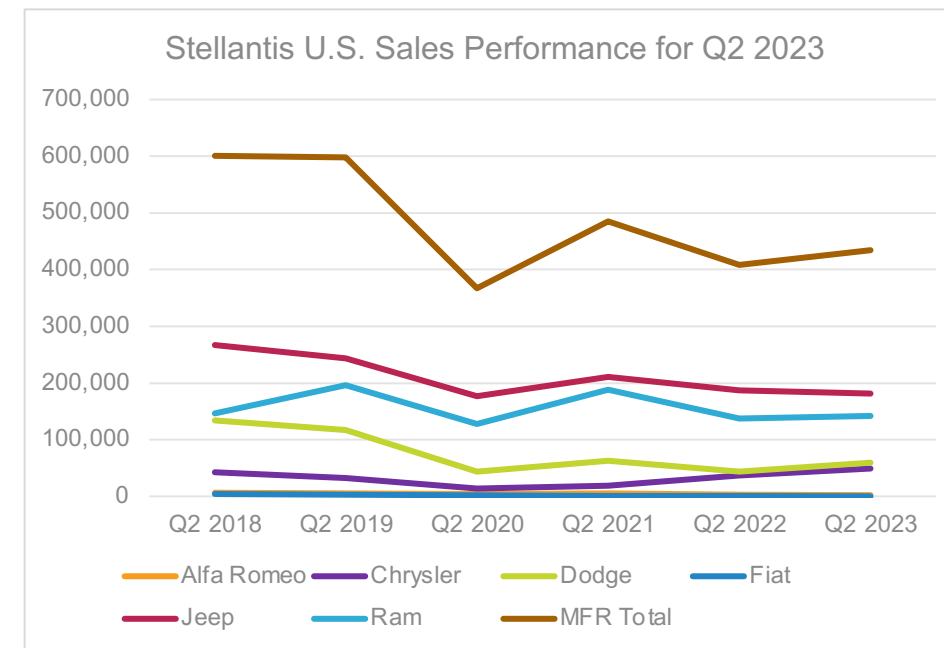


COX AUTOMOTIVE

STELLANTIS U.S. SALES PERFORMANCE FOR SECOND QUARTER FY2023



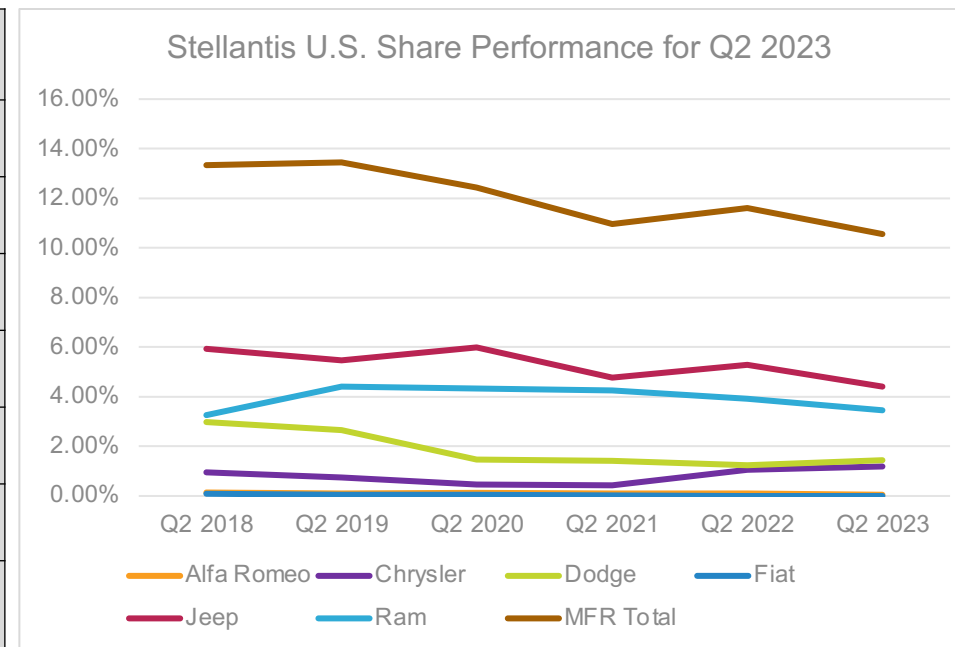
	Alfa Romeo	Chrysler	Dodge	Fiat	Jeep	Ram	MFR Total
Q2 2018	6,473	42,397	133,962	4,271	266,917	146,687	600,707
Q2 2019	4,751	32,831	117,582	2,889	243,477	196,155	597,685
Q2 2020	3,734	13,856	43,757	1,339	176,716	127,684	367,086
Q2 2021	5,018	18,900	62,314	891	210,439	187,750	485,312
Q2 2022	3,083	36,934	43,718	249	186,665	137,872	408,521
Q2 2023	2,194	49,144	59,751	144	181,284	142,014	434,531
YOY Change	-29%	33%	37%	-42%	-3%	3%	6%



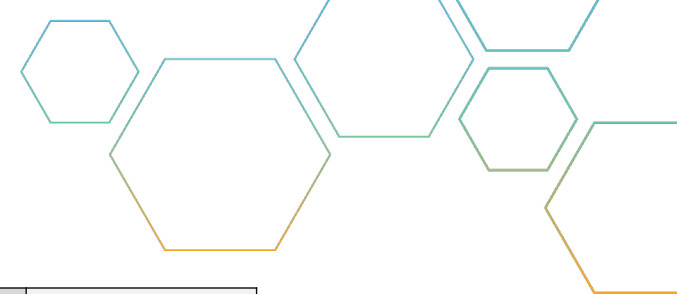
STELLANTIS U.S. SHARE PERFORMANCE FOR SECOND QUARTER FY2023



	Alfa Romeo	Chrysler	Dodge	Fiat	Jeep	Ram	MFR Total
Q2 2018	0.14%	0.94%	3.0%	0.09%	5.93%	3.26%	13.34%
Q2 2019	0.11%	0.74%	2.7%	0.06%	5.48%	4.41%	13.45%
Q2 2020	0.13%	0.47%	1.5%	0.05%	5.99%	4.33%	12.44%
Q2 2021	0.11%	0.43%	1.4%	0.02%	4.76%	4.25%	10.97%
Q2 2022	0.09%	1.05%	1.2%	0.01%	5.30%	3.91%	11.60%
Q2 2023	0.05%	1.19%	1.5%	0.00%	4.41%	3.45%	10.56%
Point Change	-0.03%	0.15%	0.2%	0.00%	-0.89%	-0.46%	-1.04%



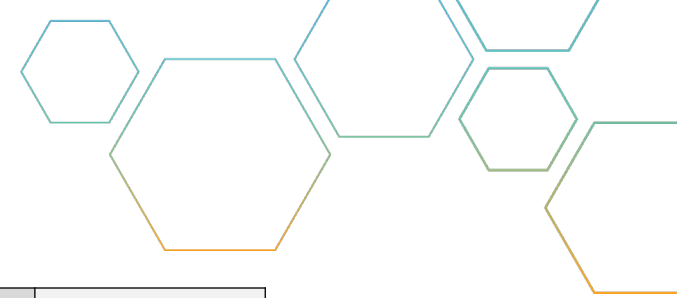
HIGHLIGHTS OF CHRYSLER U.S. SALES AND PRICES BY MODEL FOR SECOND QUARTER FY2023



	Q2 Sales	YOY Change
Pacifica	44,935	40%
300	4,208	-13%

	Q2 ATP	YOY Change
Pacifica	\$47,226	-3%
300	\$44,982	8%


HIGHLIGHTS OF DODGE U.S. SALES AND PRICES BY MODEL FOR SECOND QUARTER FY2023



	Q2 Sales	YOY Change
Charger	24,604	7%
Challenger	12,904	-11%
Durango	19,642	223%

	Q2 ATP	YOY Change
Charger	\$48,301	4%
Challenger	\$52,745	11%
Durango	\$57,875	12%

HIGHLIGHTS OF JEEP U.S. SALES AND PRICES BY MODEL FOR SECOND QUARTER FY2023



	Q2 Sales	YOY Change
Grand Cherokee	70,454	19%
Wrangler	46,671	-14%
Gladiator	13,751	-34%
Wagoneer	8,075	-21%
Grand Wagoneer	3,224	-18%

	Q2 ATP	YOY Change
Grand Cherokee	\$57,470	8%
Wrangler	\$57,796	7%
Gladiator	\$56,496	4%
Wagoneer	\$76,528	-3%
Grand Wagoneer	\$106,792	4%

HIGHLIGHTS OF RAM U.S. SALES AND PRICES BY MODEL FOR SECOND QUARTER FY2023



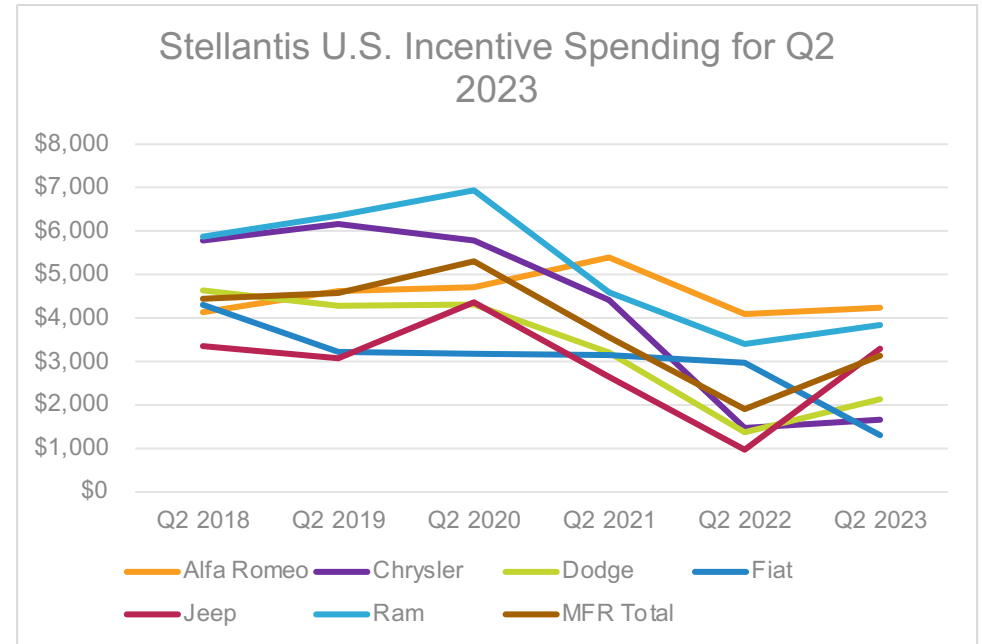
	Q2 Sales	YOY Change
Ram 1500	117,699	0%
Promaster	20,200	27%

	Q2 ATP	YOY Change
Ram 1500	\$68,273	7%
Promaster	\$59,727	22%

STELLANTIS U.S. INCENTIVE SPENDING FOR SECOND QUARTER FY2023



	Alfa Romeo	Chrysler	Dodge	Fiat	Jeep	Ram	MFR Total
Q2 2018	\$4,131	\$5,783	\$4,636	\$4,306	\$3,360	\$5,870	\$4,444
Q2 2019	\$4,615	\$6,164	\$4,280	\$3,219	\$3,083	\$6,358	\$4,575
Q2 2020	\$4,704	\$5,791	\$4,311	\$3,183	\$4,363	\$6,939	\$5,306
Q2 2021	\$5,395	\$4,421	\$3,206	\$3,153	\$2,646	\$4,588	\$3,568
Q2 2022	\$4,093	\$1,473	\$1,374	\$2,970	\$972	\$3,404	\$1,906
Q2 2023	\$4,245	\$1,668	\$2,133	\$1,306	\$3,294	\$3,842	\$3,134
YOY Change	4%	13%	55%	56%	239%	13%	64%



STELLANTIS OVERALL U.S. AVERAGE TRANSACTION PRICES FOR SECOND QUARTER FY2023



	Alfa Romeo	Chrysler	Dodge	Fiat	Jeep	Ram	MFR Total
Q2 2018	\$46,467	\$37,107	\$32,987	\$25,219	\$35,559	\$46,290	\$37,759
Q2 2019	\$46,515	\$38,453	\$34,659	\$25,700	\$37,887	\$49,112	\$40,977
Q2 2020	\$47,048	\$38,574	\$38,126	\$26,944	\$40,162	\$50,871	\$43,606
Q2 2021	\$47,279	\$41,855	\$43,032	\$29,582	\$44,609	\$55,718	\$48,597
Q2 2022	\$53,532	\$47,634	\$47,336	\$29,851	\$52,454	\$61,134	\$54,394
Q2 2023	\$54,372	\$47,033	\$51,888	\$32,124	\$54,787	\$66,132	\$57,210
YOY Change	2%	-1%	10%	8%	4%	8%	5%

