




**NISSAN MOTOR COMPANY:
U.S. MARKET PERFORMANCE FOR
THIRD QUARTER FY2024
(October – December)**

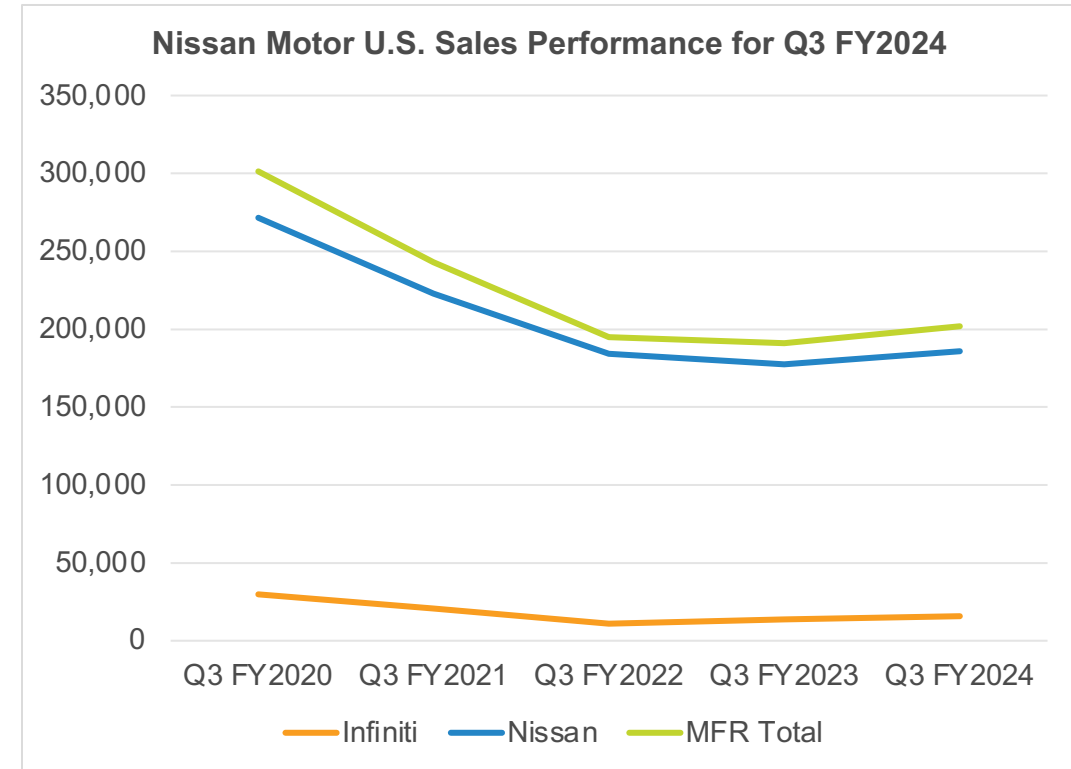


COX AUTOMOTIVE


NISSAN MOTOR U.S. SALES PERFORMANCE FOR THIRD QUARTER FY2024



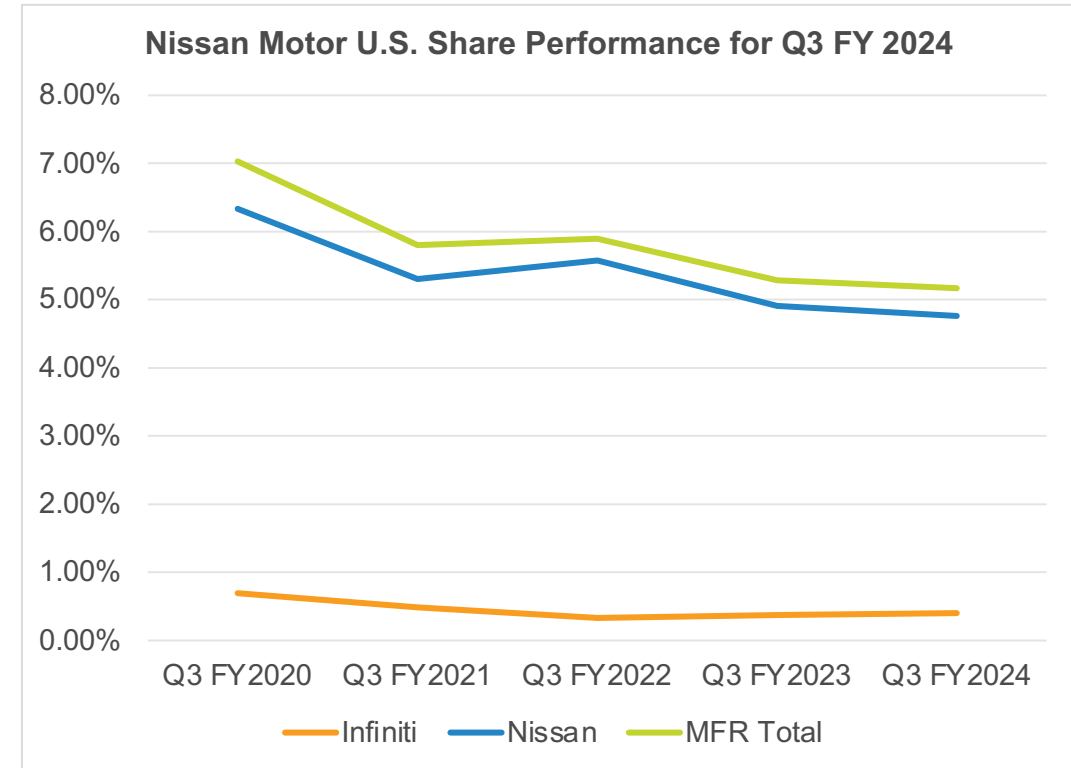
	Infiniti	Nissan	MFR Total
Q3 FY2020	29,774	271,517	301,291
Q3 FY2021	20,482	222,651	243,133
Q3 FY2022	10,950	184,033	194,983
Q3 FY2023	13,573	177,439	191,012
Q3 FY2024	15,869	185,878	201,747
YOY Change	16.9%	4.8%	5.6%




NISSAN MOTOR U.S. SHARE PERFORMANCE FOR THIRD QUARTER FY2024



	Infiniti	Nissan	MFR Total
Q3 FY2020	0.69%	6.33%	7.03%
Q3 FY2021	0.49%	5.31%	5.80%
Q3 FY2022	0.33%	5.57%	5.90%
Q3 FY2023	0.38%	4.91%	5.29%
Q3 FY2024	0.41%	4.76%	5.17%
Point Change	0.03	-0.15	-0.12



HIGHLIGHTS OF NISSAN BRAND U.S. SALES AND PRICES BY MODEL FOR THIRD QUARTER FY2024



	Q3 FY2023 Sales	YOY Change
Rogue	60,367	7.1%
Altima	35,519	5.0%
Sentra	20,128	41.9%
Kicks	16,685	71.0%
Pathfinder	15,268	-24.7%
Frontier	12,240	-38.3%
Versa	6,958	71.3%
Murano	4,831	-37.2%
Titan	3,782	46.8%
Ariya	3,765	-
Armada	3,466	5.2%
Leaf	1,348	-56.9%

	Q3 FY2023 ATP	YOY Change
Rogue	\$34,308	-1.6%
Altima	\$30,731	-3.1%
Sentra	\$24,198	-2.7%
Kicks	\$24,960	-4.1%
Pathfinder	\$46,716	-2.3%
Frontier	\$42,517	2.2%
Versa	\$21,153	-0.4%
Murano	\$44,072	0.0%
Titan	\$58,876	0.8%
Ariya	\$52,244	-
Armada	\$62,578	-6.2%
Leaf	\$34,442	-4.1%
Nissan Brand Total	\$34,564	-5.1%

HIGHLIGHTS OF INFINITI BRAND U.S. SALES AND PRICES BY MODEL FOR THIRD QUARTER FY2024



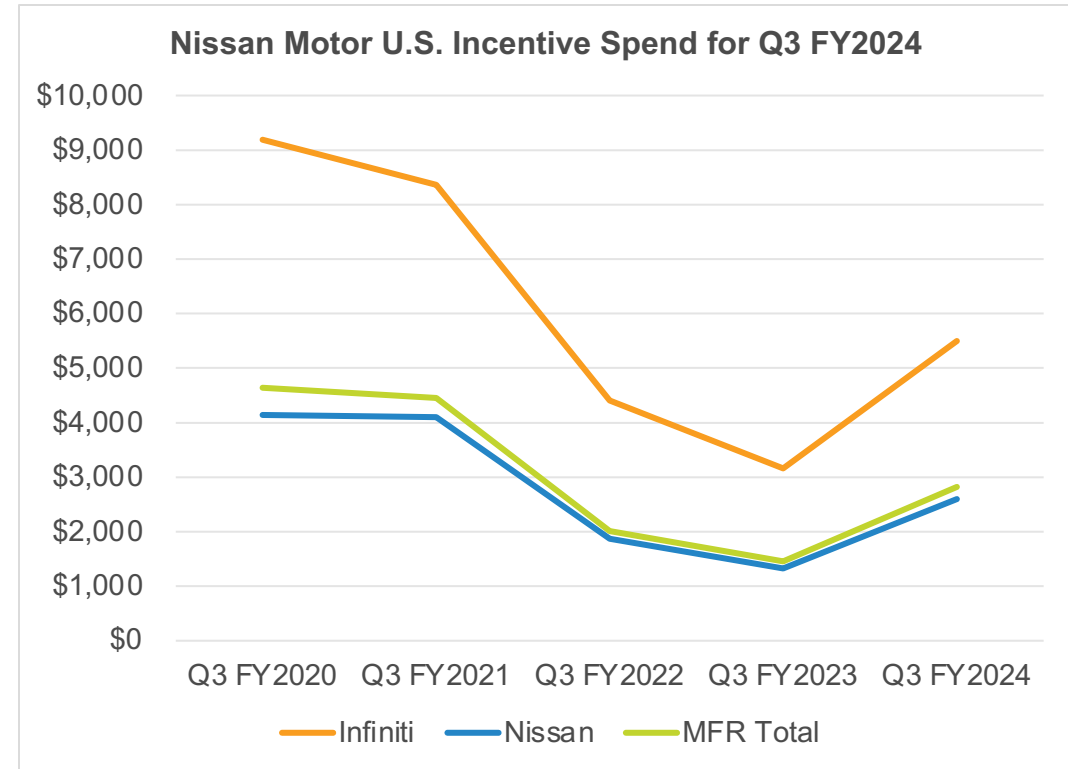
	Q3 FY2023 Sales	YOY Change
QX60	6,959	11.5%
QX80	3,471	36.0%
QX50	2,788	9.0%
QX55	1,348	-7.9%
Q50	1,179	114.0%
Q60	124	-39.8%

	Q3 FY2023 ATP	YOY Change
QX60	\$59,589	-3.5%
QX80	\$80,342	-1.1%
QX50	\$47,069	-1.2%
QX55	\$52,542	-3.1%
Q50	\$47,965	0.3%
Q60	\$53,413	-9.3%
Infiniti Brand Overall	\$60,418	-1.5%

NISSAN MOTOR U.S. INCENTIVE SPENDING FOR THIRD QUARTER FY2024



	Infiniti	Nissan	MFR Total
Q3 FY2020	\$9,189	\$4,141	\$4,640
Q3 FY2021	\$8,362	\$4,099	\$4,458
Q3 FY2022	\$4,403	\$1,867	\$2,009
Q3 FY2023	\$3,161	\$1,326	\$1,456
Q3 FY2024	\$5,503	\$2,594	\$2,823
YOY Change	74.1%	95.7%	939%



NISSAN MOTOR U.S. AVERAGE TRANSACTION PRICES FOR THIRD QUARTER FY2024



	Infiniti	Nissan	MFR Total
Q3 FY2020	\$47,405	\$29,919	\$31,647
Q3 FY2021	\$49,984	\$29,296	\$31,038
Q3 FY2022	\$58,537	\$33,723	\$35,117
Q3 FY2023	\$61,351	\$36,415	\$38,187
Q3 FY2024	\$60,418	\$34,564	\$36,597
YOY Change	-1.5%	-5.1%	-4.2%

