










2026 Forecasts

Updated Dec. 17, 2025

<div><div>15.8M <i>(-2.4% versus 2025)</i></div></div> <div>NEW SALES</div>	<div><div>13.1M <i>(-1.5% versus 2025)</i></div></div> <div>NEW RETAIL SALES</div>	<div><div>2.7M <i>(-6.1% versus 2025)</i></div></div> <div>FLEET SALES</div>
<div><div>2.8M <i>(-12.6% versus 2025)</i></div></div> <div>NEW LEASE VOLUME</div>	<div><div>21% <i>(-3% versus 2025)</i></div></div> <div>LEASE PENETRATION</div>	<div><div>2.6M <i>(-2.2% versus 2025)</i></div></div> <div>CPO SALES</div>
<div><div>38.3M <i>(-0.9% versus 2025)</i></div></div> <div>USED SALES</div>	<div><div>20.3M <i>(-0.7% versus 2025)</i></div></div> <div>USED RETAIL SALES</div>	<div><div>2.0% <i>(+1.7% versus 2025)</i></div></div> <div>DEC 2026 Y/Y MANHEIM USED VEHICLE VALUE INDEX</div>